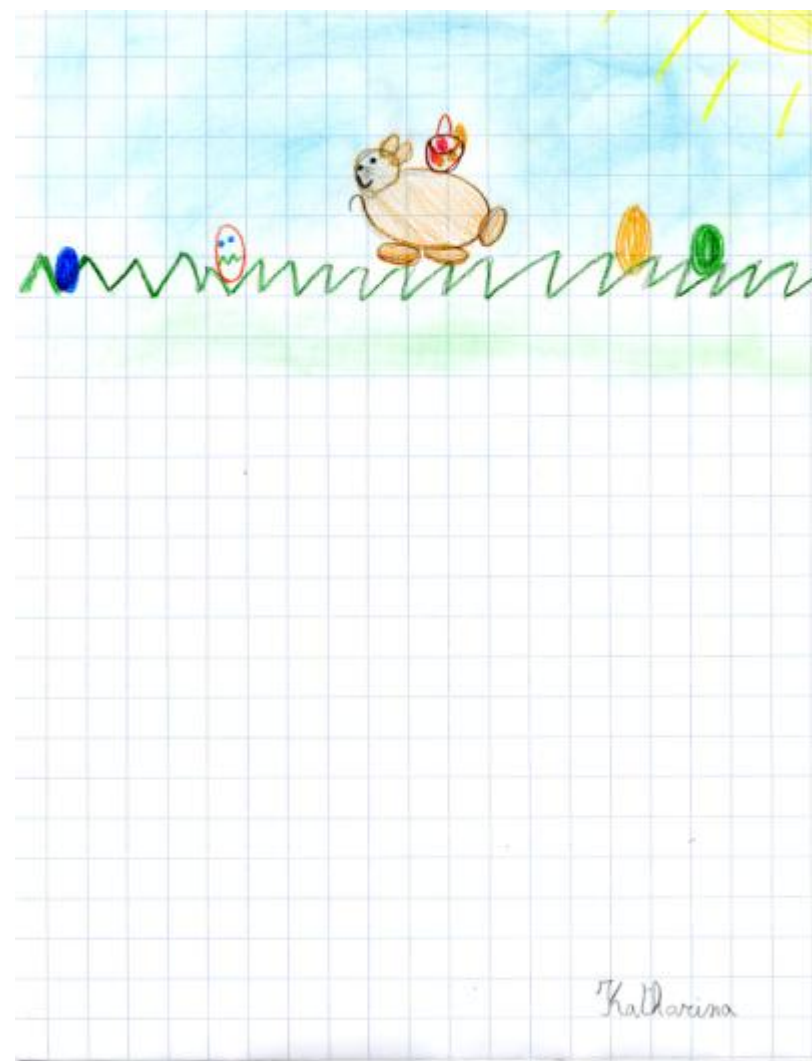








Einige Zeichnungen von Schülern und Schülerinnen – Anhang 5

Viele Ovale – Ein Kaninchen / Einen Hasen zeichnen









Handwriting practice row 1: A series of connected, wavy, horizontal lines.

Handwriting practice row 2: A series of connected, wavy, horizontal lines, similar to row 1.



Handwriting practice row 3: A series of connected, wavy, horizontal lines, similar to row 1.

Handwriting practice row 4: A series of connected, wavy, horizontal lines, similar to row 1.

Handwriting practice row 5: A series of colorful, irregular shapes resembling Easter eggs in blue, red, and green.

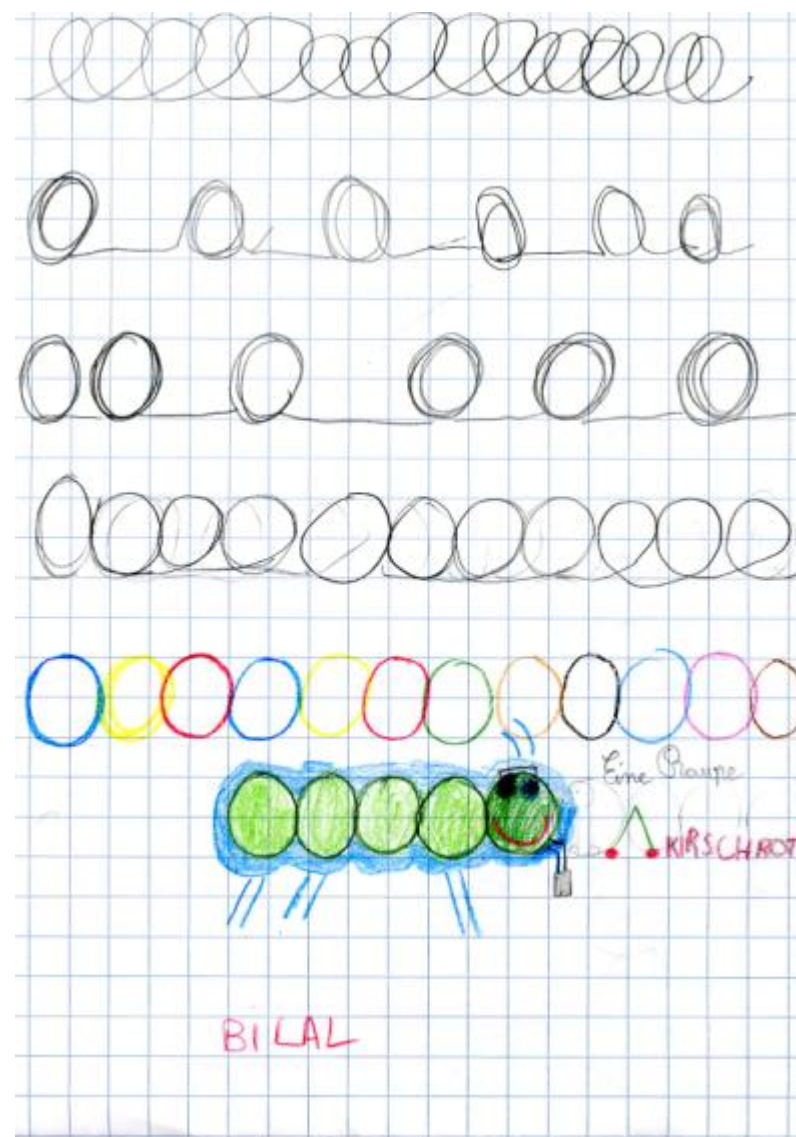

iprase





DAMIANO

Vorhergehender Unterricht: Kringel und Kreise – Eine Raupe zeichnen



Folgender Unterricht: Zickzack – Ein Krokodil zeichnen

